



# GREATER EASTSIDE

2017 year in review

PUBLISHED JANUARY 2018  
an annual report on single family  
residential real estate activity



# 2017 EASTSIDE *year in review*

## EASTSIDE SOUTH (S of I-90)

median price



five year trend

↑  
**57.6%**

price per square foot

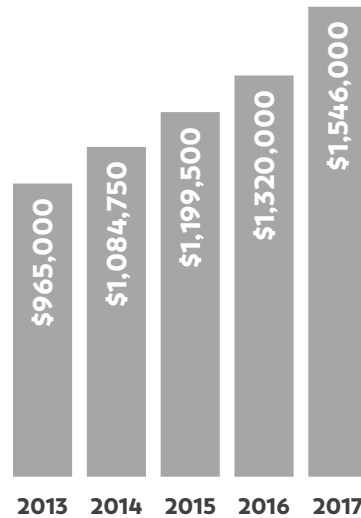
**\$357**

number sold

**1,091**

## MERCER ISLAND

median price



five year trend

↑  
**60.2%**

price per square foot

**\$544**

number sold

**330**

## WEST BELLEVUE (W of I-405)

median price



five year trend

↑  
**71.4%**

price per square foot

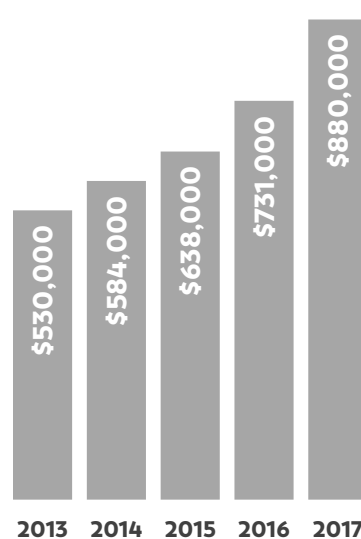
**\$695**

number sold

**400**

## EAST BELLEVUE (E of I-405)

median price



five year trend

↑  
**66.0%**

price per square foot

**\$404**

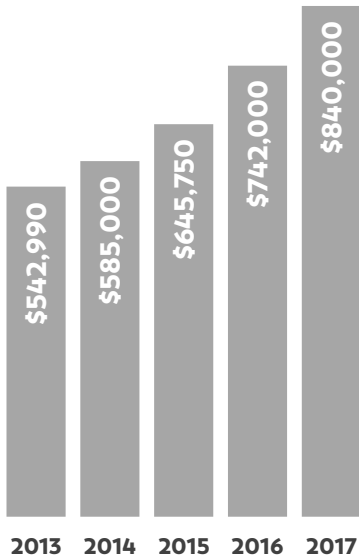
number sold

**698**

# 2017 EASTSIDE *year in review*

## EAST OF LAKE SAMMAMISH

median price



five year trend

↑  
**54.7%**

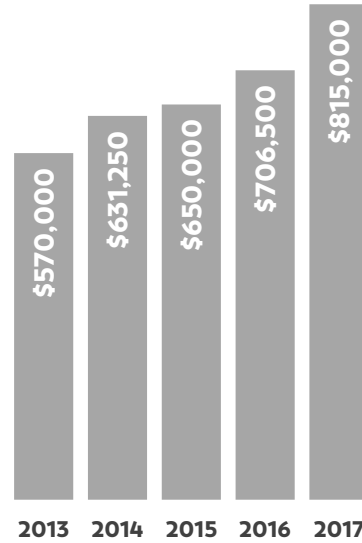
price per square foot

**\$321**

number sold  
**2,242**

## REDMOND

median price



five year trend

↑  
**43.0%**

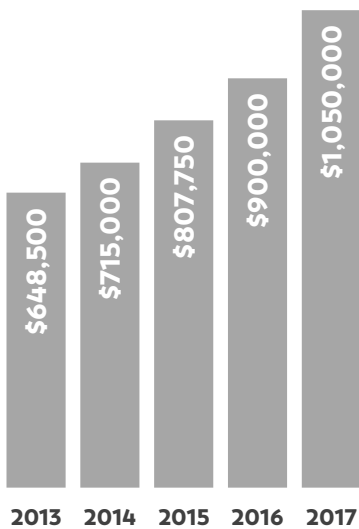
price per square foot

**\$324**

number sold  
**768**

## KIRKLAND

median price



five year trend

↑  
**61.9%**

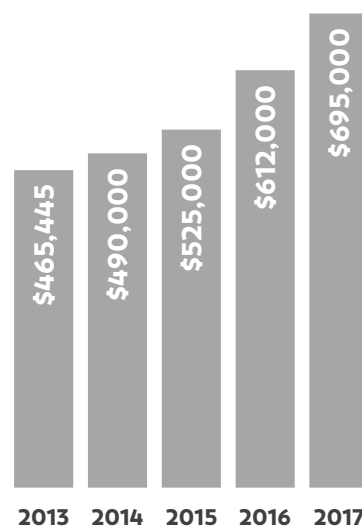
price per square foot

**\$444**

number sold  
**766**

## JUANITA & WOODINVILLE

median price



five year trend

↑  
**49.3%**

price per square foot

**\$314**

number sold  
**1,858**

# WAIT THERE'S MORE! HOMES & STATS ONLINE



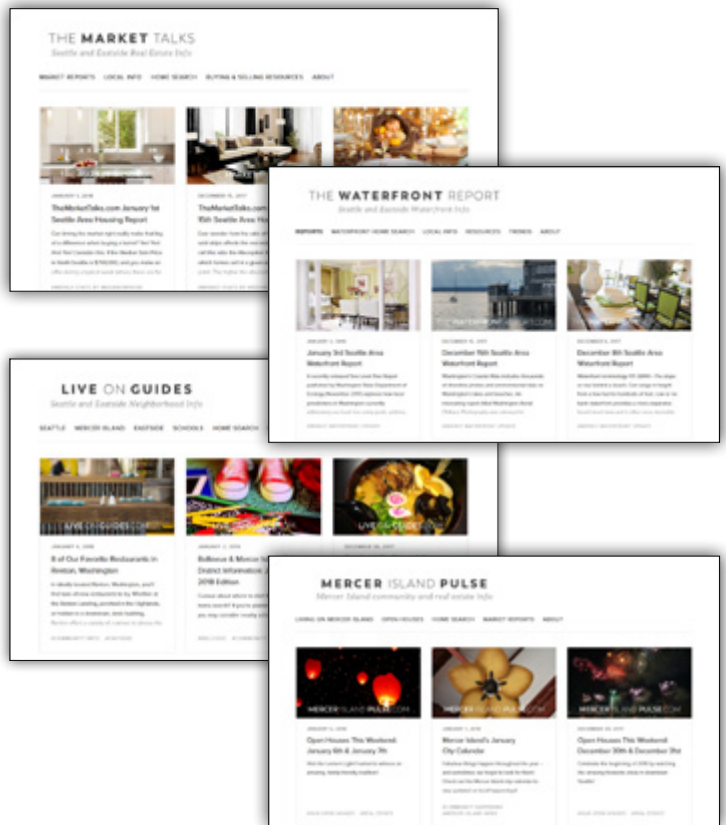
While having a historical perspective like this review is valuable, you may be looking for real-time information on today's real estate market. If so, your search is over!

We publish weekly reports to **TheMarketTalks.com**, providing a summary analysis of what's happening in 16 different micro-markets, including Seattle neighborhoods.

Interested in what's happening with waterfront properties? We are too! That's why we analyze waterfront sales each month and post results at **TheWaterfrontReport.com**.

Easily compare neighborhoods on **LiveOnGuides.com** with local info including maps, links and school data.

You can search for every property listed for sale—by any real estate company—on **WindermereMercerIsland.com**.



©WINDERMERE REAL ESTATE/MERCER ISLAND

How have these latest market trends affected **your** home's value?  
Stay in the know—contact me any time for a complimentary home value analysis.

— Local Convenience —  
Available & Responsive

